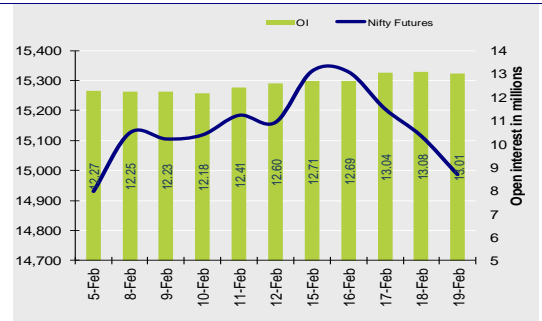


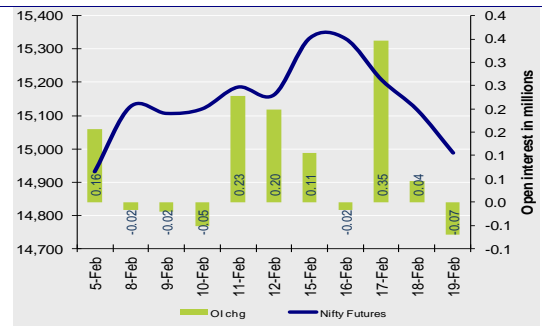
Nifty Snapshot

	Close	Prv Cl.	Ab chg	% chg
Spot	14,981.7	15,118.9	-137.20	-0.91
Futures	14,987.0	15,116.1	-129.10	-0.85
OI (ml shr)	13.01	13.08	-0.07	-0.53
Vol (lots)	179806	138529	41277	29.8
COC	5.25	-2.85	8.10	-284.2
PCR-OI	1.19	1.12	0.08	6.7

Nifty Futures Price v/s OI



Nifty Futures Price v/s Change in OI



Institutional Activity in previous trading session

(in Rs cr.)	Buy	Sell	Net
Index Futures	5942.45	5661.27	281.18
Index Options	363449.64	359466.0	3983.55
Stock Futures	23154.62	22835.28	319.34
Stock Options	23683.83	23471.56	212.27
FII Cash	8,611.06	8,492.31	118.75
DII Cash	3,542.36	4,717.34	-1,174.98

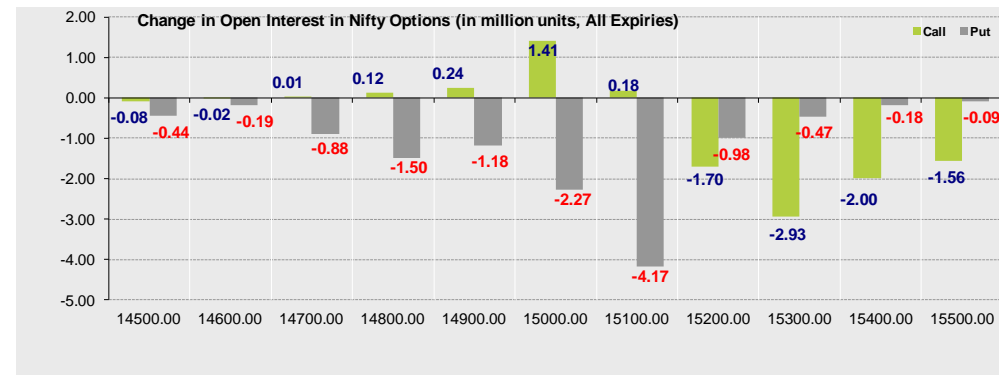
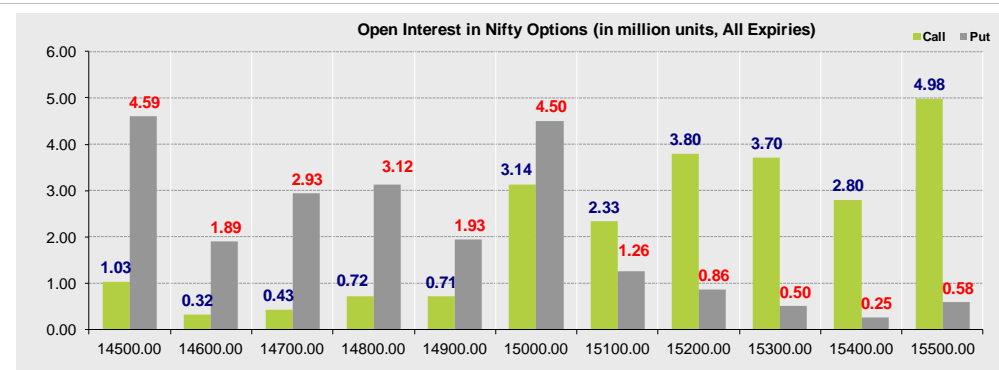
Net FII Activity (in Rs cr.)

Date	Idx Fut	Stk Fut	Idx Opt	Cash
19-Feb	281.2	319.3	3983.5	118.8
18-Feb	-18.2	-1195.3	3568.5	903.1
17-Feb	-182.3	-650.5	39.1	1008.2
16-Feb	-607.7	-770.3	3712.0	1144.1
15-Feb	522.9	307.1	1586.9	1234.2
12-Feb	-732.9	21.9	-2454.4	-37.3

Market Summary:

- Indian markets closed on a negative note where selling was mainly seen in Banking, Automobile, Finance sectors. Nifty Feb Future closed at 14987.00 (down 129.10 points) at a premium of 5.25 pts to spot.
- FII were net buyers in Cash to the tune of 118.75 Cr and were net buyers in index futures to the tune of 281.18 Cr.
- India VIX increased by 3.28% to close at 22.25 touching an intraday high of 22.87.

Open Interest in Nifty Options:



- The above second chart shows previous trading day's change in Nifty options where Addition in OI were seen in 15000, 14900, 15100 strike Calls while liquidation was seen in 15100, 15000, 14900 strike Puts indicating market is likely to remain range bound during the day.
- Highest OI build-up is seen at 15500 strike Call and 14500 strike Put, to the tune of 4.98mn and 4.59mn respectively.

Outlook on Nifty:

- Index is likely to open on a positive note today and is likely to remain range-bound during the day.

Technical Pivot (Intraday):

	S2	S1	PIVOT	R1	R2
NIFTY	14765	14875	15010	15120	15255
BANKNIFTY	34925	35385	36035	36495	37145

Volume Buzzers (Contract wise)

Symbol	Current Volume	Volume Change	Price Chg	One Month Avg
PNB	15607	518%	-4.1%	8381
GRASIM	13085	376%	-1.1%	4133
GLENMARK	4124	283%	-2.6%	2103
IDFCFIRSTB	18433	201%	7.7%	5754
JSWSTEEL	9451	177%	-3.1%	5307
DABUR	7541	169%	-1.2%	3955
PVR	3040	166%	-1.2%	3446
GODREJCP	2230	162%	-0.9%	2172
SHREECEM	2142	151%	-0.3%	1377
IDEA	818	146%	-5.6%	4406

Stock Ideas

- ITC & RELIANCE calls of strike 220 & 2100 respectively were amongst the most active Calls whereas SBIN & RELIANCE puts of strike 400 & 2000 respectively were amongst most active Puts.
- CHOLAFIN & GAIL are likely to show good strength whereas AMARAJABAT & LALPATHLAB are likely to show weakness in today's trading session.

(Price is in Rs; OI is in million units; Price chg and OI chg are in percentage) **NB RESEARCH**

Fresh Longs seen in:

Script	Price	Price chg	OI	OI Chg
CHOLAFIN	528.4	0.2	6.2	13.0
TATACHEM	620.5	4.8	10.4	7.5
CONCOR	569.0	2.2	7.0	6.1

Fresh Shorts seen in:

Script	Price	Price chg	OI	OI Chg
AMARAJABAT	874.4	-1.4	4.5	20.9
FINNIFTY	16751	-1.6	0.0	12.9
DABUR	514.4	-1.2	12.6	11.1

Short Covering seen in:

Script	Price	Price chg	OI	OI Chg
GAIL	145.2	1.5	31.7	-13.1
BAJAJFINSV	10250	0.4	0.7	-8.9
MGL	1182.9	1.3	1.6	-7.9

Long Unwinding seen in:

Script	Price	Price chg	OI	OI Chg
LALPATHLAB	2425.9	-2.9	0.1	-17.1
BHEL	40.3	-6.9	138	-12.3
CANBK	160.2	-5.2	59.1	-11.0

Technical Pivot (Intraday):

Script Name	S2	S1	PIVOT	R1	R2
CHOLAFIN	509	519	526	536	544
AMARAJABAT	848	861	878	891	908
GAIL	140	143	146	148	152
LALPATHLAB	2344	2385	2434	2475	2524

FROM THE EQUITY DERIVATIVE DESK:

NIRAV HARISH CHHEDA
SENIOR DERIVATIVES AND TECHNICAL ANALYST
E-Mail: nirav.chheda@nirmalbang.com
Tel no: 6273-8199/8000

AMIT BHUPTANI
DERIVATIVES AND TECHNICAL ANALYST
E-Mail: amit.bhuptani@nirmalbang.com
Tel no: 6273-8242/8000

Disclaimer

Nirmal Bang Securities Private Limited (hereinafter referred to as "NBSPL") is a registered Member of National Stock Exchange of India Limited, Bombay Stock Exchange Limited and MCX stock Exchange Limited. We have been granted certificate of Registration as a Research Analyst with SEBI. Registration no. is INH000001766 for the period 23.09.2015 to 22.09.2020.

NBSPL or its associates including its relatives/analyst do not hold any financial interest/beneficial ownership of more than 1% in the company covered by Analyst (in case any financial interest is held kindly disclose)

NBSPL or its associates/analyst has not received any compensation from the company covered by Analyst during the past twelve months. NBSPL /analyst has not served as an officer, director or employee of company covered by Analyst and has not been engaged in market making activity of the company covered by Analyst.

The views expressed are based solely on information available publicly and believed to be true. Investors are advised to independently evaluate the market conditions/risks involved before making any investment decision.

Stock Name	Call (Buy/Sell)	Entry price	Targets	Stop Loss	Duration	Status

NIFTY50 Options OI (CE OI = Resistance) (PE OI = Support)

Symbol	Highest CE OI	Highest PE OI	CMP
ADANIPTS	700	600	655
ASIANPAINT	2500	2300	2419
AXISBANK	800	700	752
BAJAJ-AUTO	4200	4000	4015
BAJAJFINSV	10500	10000	10251
BAJFINANCE	6000	5000	5517
BHARTIARTL	600	600	581
BPCL	450	400	430
BRITANNIA	3600	3300	3338
CIPLA	900	800	809
COALINDIA	150	140	139
DIVISLAB	4000	3400	3532
DRREDDY	5000	4500	4689
EICHERMOT	3000	2600	2592
GAIL	150	130	145
GRASIM	1300	1150	1218
HCLTECH	1000	900	950
HDFC	3000	2500	2745
HDFCBANK	1600	1500	1539
HDFCLIFE	720	700	710
HEROMOTOCO	3600	3300	3385
HINDALCO	300	300	308
HINDUNILVR	2300	2200	2185
ICICIBANK	650	600	626
ITC	220	210	212

NIFTY50 Options OI (CE OI = Resistance) (PE OI = Support)

Symbol	Highest CE OI	Highest PE OI	CMP
INDUSINDBK	1100	900	1068
INFY	1400	1260	1295
IOC	102.5	82.5	98
JSWSTEEL	420	400	395
KOTAKBANK	2000	1800	1935
LT	1600	1400	1509
M&M	1000	800	879
MARUTI	8000	7000	7331
NESTLEIND	18000	16000	16415
NTPC	110	90	105
ONGC	120	100	105
POWERGRID	240	200	233
RELIANCE	2100	2000	2084
SBILIFE	900	900	882
SBIN	450	350	400
SHREECEM	29000	23000	27635
SUNPHARMA	700	500	609
TATAMOTORS	330	300	312
TATASTEEL	800	600	672
TCS	3200	2500	3080
TECHM	1020	950	995
TITAN	1500	1400	1429
ULTRACEMCO	6500	6000	6225
UPL	600	500	553
WIPRO	450	400	431

DISCLOSURES

Research Reports that are published by Nirmal Bang Securities Private Limited (hereinafter referred to as "NBSPL") are for private circulation only. NBSPL is a registered Research Analyst under SEBI (Research Analyst) Regulations, 2014 having Registration no. INH000001766. NBSPL is also a registered Stock Broker with National Stock Exchange of India Limited, BSE Limited, Metropolitan Stock Exchange of India Limited, Multi Commodity Exchange of India Limited, National Commodity and Derivative Exchange Limited and Indian Commodity Exchange Limited in cash and Equity and Commodities derivatives segments.

NBSPL has other business divisions with independent research teams separated by Chinese walls, and therefore may, at times, have different or contrary views on stocks and markets.

NBSPL or its associates have not been debarred / suspended by SEBI or any other regulatory authority for accessing / dealing in securities Market. NBSPL, its associates or analyst or his relatives do not hold any financial interest (Except Investment) in the subject company. NBSPL or its associates or Analyst do not have any conflict or material conflict of interest at the time of publication of the research report with the subject company. NBSPL or its associates or Analyst or his relatives may or may not hold beneficial ownership of 1% or more in the subject company at the end of the month immediately preceding the date of publication of this research report.

NBSPL or its associates / analyst has not received any compensation / managed or co-managed public offering of securities of the company covered by Analyst during the past twelve months. NBSPL or its associates have not received any compensation or other benefits from the company covered by Analyst or third party in connection with the research report. Analyst has not served as an officer, director or employee of Subject Company. NBSPL / analyst has not been engaged in market making activity of the subject company. Analyst Certification: The research analysts and authors of these reports, hereby certify that the views expressed in this research report accurately reflects my/our personal views about the subject securities, issuers, products, sectors or industries. It is also certified that no part of the compensation of the analyst(s) was, is, or will be directly or indirectly related to the inclusion of specific recommendations or views in this research. The analyst(s) principally responsible for the preparation of this research report and has taken reasonable care to achieve and maintain independence and objectivity in making any recommendations.

DISCLAIMER

This report is for the personal information of the authorized recipient and does not construe to be any investment, legal or taxation advice to you. NBSPL is not soliciting any action based upon it. Nothing in this research shall be construed as a solicitation to buy or sell any security or product,

or to engage in or refrain from engaging in any such transaction. In preparing this research, we did not take into account the investment objectives, financial situation and particular needs of the reader.

This research has been prepared for the general use of the clients of NBSPL and must not be copied, either in whole or in part, or distributed or redistributed to any other person in any form. If you are not the intended recipient you must not use or disclose the information in this research in any way. Though disseminated to all the customers simultaneously, not all customers may receive this report at the same time. NBSPL will not treat recipients as customers by virtue of their receiving this report. This report is not directed or intended for distribution to or use by any person or entity resident in a state, country or any jurisdiction, where such distribution, publication, availability or use would be contrary to law, regulation or which would subject NBSPL & its group companies to registration or licensing requirements within such jurisdictions.

The report is based on the information obtained from sources believed to be reliable, but we do not make any representation or warranty that it is accurate, complete or up-to-date and it should not be relied upon as such. We accept no obligation to correct or update the information or opinions in it. NBSPL or any of its affiliates or employees shall not be in any way responsible for any loss or damage that may arise to any person from any inadvertent error in the information contained in this report. NBSPL or any of its affiliates or employees do not provide, at any time, any express or implied warranty of any kind, regarding any matter pertaining to this report, including without limitation the implied warranties of merchantability, fitness for a particular purpose, and non-infringement. The recipients of this report should rely on their own investigations.

This information is subject to change without any prior notice. NBSPL reserves its absolute discretion and right to make or refrain from making modifications and alterations to this statement from time to time. Nevertheless, NBSPL is committed to providing independent and transparent recommendations to its clients, and would be happy to provide information in response to specific client queries.

Before making an investment decision on the basis of this research, the reader needs to consider, with or without the assistance of an adviser, whether the advice is appropriate in light of their particular investment needs, objectives and financial circumstances. There are risks involved in securities trading. The price of securities can and does fluctuate, and an individual security may even become valueless. International investors are reminded of the additional risks inherent in international investments, such as currency fluctuations and international stock market or economic conditions, which may adversely affect the value of the investment. Opinions expressed are subject to change without any notice. Neither the company nor the director or the employees of NBSPL accept any liability whatsoever for any direct, indirect, consequential or other loss arising from any use of this research and/or further communication in relation to this research. Here it may be noted that neither NBSPL, nor its directors, employees, agents or representatives shall be liable for any damages whether direct or indirect, incidental, special or consequential including lost revenue or lost profit that may arise from or in connection with the use of the information contained in this report.

Copyright of this document vests exclusively with NBSPL.

Our reports are also available on our website www.nirmalbang.com